




**Single Assessment Institution-Level Pass Rate Data: *Alternative Teacher Preparation Program Within IHE***

		<b>HEOA - Title II 2011 - 2012 Academic Year</b>								
<b>Institution Name</b>		<b>JACKSONVILLE STATE UNIVERSITY</b>								
<b>Institution Code</b>		<b>1736</b>								
<b>State</b>		<b>Alabama</b>								
							<i>February 28, 2013</i>			
<b>Assessment Information <sup>1</sup></b>							<b>Statewide</b>			
							<b>Number Taking Assessment</b>	<b>Number Passing Assessment</b>	<b>Statewide Pass Rate</b>	<b>Statewide Average Scaled Score</b>
<b>AGRICULTURE (0700)</b>  <i>Test Company: ETS</i> <i>Score Range: 250-990</i>	All enrolled students who have completed all nonclinical courses, 2011-12									
	Other enrolled students, 2011-12						2			
	All program completers, 2011-12						3			
	All program completers, 2010-11						3			
	All program completers, 2009-10						4			
<b>ART CONTENT KNOWLEDGE II (0134)</b>  <i>Test Company: ETS</i> <i>Score Range: 100-200</i>	All enrolled students who have completed all nonclinical courses, 2011-12									
	Other enrolled students, 2011-12						3			
	All program completers, 2011-12									
	All program completers, 2010-11									
	All program completers, 2009-10									
<b>ART CONTENT KNOWLEDGE (0133)</b>  <i>Test Company: ETS</i> <i>Score Range: 100-200</i>	All enrolled students who have completed all nonclinical courses, 2011-12						6			
	Other enrolled students, 2011-12						20	20	100%	169
	All program completers, 2011-12						16	16	100%	166
	All program completers, 2010-11						20	20	100%	172
	All program completers, 2009-10						13	13	100%	173
<b>BIOLOGY CONTENT KNOWLEDGE (0235)</b>  <i>Test Company: ETS</i> <i>Score Range: 100-200</i>	All enrolled students who have completed all nonclinical courses, 2011-12						12	12	100%	160
	Other enrolled students, 2011-12	3				143	43	38	88%	154
	All program completers, 2011-12	4				143	26	26	100%	154
	All program completers, 2010-11						39	39	100%	158
	All program completers, 2009-10	3				143	23	23	100%	159


**Single Assessment Institution-Level Pass Rate Data: *Alternative Teacher Preparation Program Within IHE***

		<b>HEOA - Title II</b> <b>2011 - 2012 Academic Year</b>								
<b>Institution Name</b>		<b>JACKSONVILLE STATE UNIVERSITY</b>								
<b>Institution Code</b>		<b>1736</b>								
<b>State</b>		<b>Alabama</b>								
							<i>February 28, 2013</i>			
<i>Assessment Information</i> <sup>1</sup>							<b>Statewide</b>			
	<i>Group</i>	<i>Number Taking Assessment</i>	<i>Number Passing Assessment</i>	<i>Institutional Pass Rate</i>	<i>Institutional Average Scaled Score</i>	<i>Assessment Cut Score</i> <sup>2</sup>	<i>Number Taking Assessment</i>	<i>Number Passing Assessment</i>	<i>Statewide Pass Rate</i>	<i>Statewide Average Scaled Score</i>
<b>BUSINESS ED CONTENT KNOWLEDGE (0101)</b>  <i>Test Company: ETS</i> <i>Score Range: 100-200</i>	All enrolled students who have completed all nonclinical courses, 2011-12						1			
	Other enrolled students, 2011-12						6			
	All program completers, 2011-12									
	All program completers, 2010-11									
	All program completers, 2009-10									
<b>BUSINESS ED (0100)</b>  <i>Test Company: ETS</i> <i>Score Range: 250-990</i>	All enrolled students who have completed all nonclinical courses, 2011-12						1			
	Other enrolled students, 2011-12						20	20	100%	662
	All program completers, 2011-12						19	19	100%	658
	All program completers, 2010-11						17	17	100%	625
	All program completers, 2009-10						12	12	100%	667
<b>CHEMISTRY CONTENT KNOWLEDGE II (0245)</b>  <i>Test Company: ETS</i> <i>Score Range: 100-200</i>	All enrolled students who have completed all nonclinical courses, 2011-12									
	Other enrolled students, 2011-12						2			
	All program completers, 2011-12						1			
	All program completers, 2010-11						1			
	All program completers, 2009-10									
<b>ELEM ED CONTENT KNOWLEDGE (0014)</b>  <i>Test Company: ETS</i> <i>Score Range: 100-200</i>	All enrolled students who have completed all nonclinical courses, 2011-12						42	42	100%	164
	Other enrolled students, 2011-12	16	16	100%	165	137	267	245	92%	158
	All program completers, 2011-12	21	21	100%	162	137	213	210	99%	162
	All program completers, 2010-11	16	16	100%	162	137	215	215	100%	161
	All program completers, 2009-10	13	13	100%	163	137	215	215	100%	163


**Single Assessment Institution-Level Pass Rate Data: *Alternative Teacher Preparation Program Within IHE***

		<b>HEOA - Title II 2011 - 2012 Academic Year</b>								
<b>Institution Name</b>		<b>JACKSONVILLE STATE UNIVERSITY</b>								
<b>Institution Code</b>		<b>1736</b>								
<b>State</b>		<b>Alabama</b>								
							<i>February 28, 2013</i>			
<b>Assessment Information<sup>1</sup></b>							<b>Statewide</b>			
							<b>Number Taking Assessment</b>	<b>Number Passing Assessment</b>	<b>Statewide Pass Rate</b>	<b>Statewide Average Scaled Score</b>
<b>ENG LANG LIT COMP CONTENT KNOWLEDGE (0041)</b>  <i>Test Company: ETS</i> <i>Score Range: 100-200</i>	All enrolled students who have completed all nonclinical courses, 2011-12						14	14	100%	182
	Other enrolled students, 2011-12	13	12	92%	166	151	112	106	95%	173
	All program completers, 2011-12	10	10	100%	170	151	83	83	100%	175
	All program completers, 2010-11	6				151	65	65	100%	176
	All program completers, 2009-10	6				151	75	75	100%	179
<b>ENGLISH TO SPEAKERS OF OTHER LANGUAGES II (0361)</b>  <i>Test Company: ETS</i> <i>Score Range: 100-200</i>	All enrolled students who have completed all nonclinical courses, 2011-12						2			
	Other enrolled students, 2011-12						5			
	All program completers, 2011-12						10	10	100%	171
	All program completers, 2010-11									
	All program completers, 2009-10									
<b>ENGLISH TO SPEAKERS OF OTHER LANGUAGES (0360)</b>  <i>Test Company: ETS</i> <i>Score Range: 250-990</i>	All enrolled students who have completed all nonclinical courses, 2011-12									
	Other enrolled students, 2011-12						3			
	All program completers, 2011-12						5			
	All program completers, 2010-11						5			
	All program completers, 2009-10						8			
<b>FAMILY AND CONSUMER SCIENCES II (0121)</b>  <i>Test Company: ETS</i> <i>Score Range: 100-200</i>	All enrolled students who have completed all nonclinical courses, 2011-12									
	Other enrolled students, 2011-12	2				146	5			
	All program completers, 2011-12	1				146	2			
	All program completers, 2010-11						5			
	All program completers, 2009-10						3			


**Single Assessment Institution-Level Pass Rate Data: *Alternative Teacher Preparation Program Within IHE***

		<b>HEOA - Title II 2011 - 2012 Academic Year</b>								
<b>Institution Name</b>		<b>JACKSONVILLE STATE UNIVERSITY</b>								
<b>Institution Code</b>		<b>1736</b>								
<b>State</b>		<b>Alabama</b>								
							<small>February 28, 2013</small>			
<b>Assessment Information <sup>1</sup></b>							<b>Statewide</b>			
							<b>Number Taking Assessment</b>	<b>Number Passing Assessment</b>	<b>Statewide Pass Rate</b>	<b>Statewide Average Scaled Score</b>
<b>FRENCH CONTENT KNOWLEDGE (0173)</b>  <i>Test Company: ETS</i> <i>Score Range: 100-200</i>	All enrolled students who have completed all nonclinical courses, 2011-12									
	Other enrolled students, 2011-12						1			
	All program completers, 2011-12						2			
	All program completers, 2010-11						2			
	All program completers, 2009-10						2			
<b>GENERAL SCI CONTENT KNOWLEDGE (0435)</b>  <i>Test Company: ETS</i> <i>Score Range: 100-200</i>	All enrolled students who have completed all nonclinical courses, 2011-12						3			
	Other enrolled students, 2011-12	6				147	58	51	88%	161
	All program completers, 2011-12	5				147	34	34	100%	163
	All program completers, 2010-11	3				147	27	27	100%	163
	All program completers, 2009-10	2				147	20	20	100%	166
<b>HEALTH EDUCATION (0550)</b>  <i>Test Company: ETS</i> <i>Score Range: 250-990</i>	All enrolled students who have completed all nonclinical courses, 2011-12									
	Other enrolled students, 2011-12									
	All program completers, 2011-12						1			
	All program completers, 2010-11						1			
	All program completers, 2009-10									
<b>LATIN (0600)</b>  <i>Test Company: ETS</i> <i>Score Range: 250-990</i>	All enrolled students who have completed all nonclinical courses, 2011-12									
	Other enrolled students, 2011-12						1			
	All program completers, 2011-12						2			
	All program completers, 2010-11									
	All program completers, 2009-10									


**Single Assessment Institution-Level Pass Rate Data: *Alternative Teacher Preparation Program Within IHE***

		<b>HEOA - Title II 2011 - 2012 Academic Year</b>								
<b>Institution Name</b>		<b>JACKSONVILLE STATE UNIVERSITY</b>								
<b>Institution Code</b>		<b>1736</b>								
<b>State</b>		<b>Alabama</b>								
							<i>February 28, 2013</i>			
<b>Assessment Information<sup>1</sup></b>							<b>Statewide</b>			
							<b>Number Taking Assessment</b>	<b>Number Passing Assessment</b>	<b>Statewide Pass Rate</b>	<b>Statewide Average Scaled Score</b>
<b>MATHEMATICS CONTENT KNOWLEDGE (0061)</b>  <i>Test Company: ETS</i> <i>Score Range: 100-200</i>	All enrolled students who have completed all nonclinical courses, 2011-12						8			
	Other enrolled students, 2011-12	9				126	66	59	89%	142
	All program completers, 2011-12	1				126	36	36	100%	140
	All program completers, 2010-11	4				126	39	39	100%	141
	All program completers, 2009-10						27	27	100%	141
<b>MIDDLE SCHOOL SOCIAL STUDIES (0089)</b>  <i>Test Company: ETS</i> <i>Score Range: 100-200</i>	All enrolled students who have completed all nonclinical courses, 2011-12									
	Other enrolled students, 2011-12						1			
	All program completers, 2011-12									
	All program completers, 2010-11									
	All program completers, 2009-10									
<b>MUSIC CONTENT KNOWLEDGE (0113)</b>  <i>Test Company: ETS</i> <i>Score Range: 100-200</i>	All enrolled students who have completed all nonclinical courses, 2011-12						3			
	Other enrolled students, 2011-12						4			
	All program completers, 2011-12						5			
	All program completers, 2010-11						4			
	All program completers, 2009-10						5			
<b>PHYSICAL ED CONTENT KNOWLEDGE (0091)</b>  <i>Test Company: ETS</i> <i>Score Range: 100-200</i>	All enrolled students who have completed all nonclinical courses, 2011-12						4			
	Other enrolled students, 2011-12	2				141	31	30	97%	152
	All program completers, 2011-12	4				141	20	20	100%	152
	All program completers, 2010-11	2				141	20	20	100%	151
	All program completers, 2009-10	5				141	20	20	100%	157

Single Assessment Institution-Level Pass Rate Data: *Alternative Teacher Preparation Program Within IHE*

	<b>HEOA - Title II 2011 - 2012 Academic Year</b>									
Institution Name	JACKSONVILLE STATE UNIVERSITY									
Institution Code	1736									
State	Alabama									
					February 28, 2013					
Assessment Information <sup>1</sup>	Group	Number Taking Assessment	Number Passing Assessment	Institutional Pass Rate	Institutional Average Scaled Score	Assessment Cut Score <sup>2</sup>	Number Taking Assessment	Number Passing Assessment	Statewide Pass Rate	Statewide Average Scaled Score
<b>PHYSICS CONTENT KNOWLEDGE II (0265)</b>  Test Company: ETS Score Range: 100-200	All enrolled students who have completed all nonclinical courses, 2011-12									
	Other enrolled students, 2011-12									
	All program completers, 2011-12						2			
	All program completers, 2010-11						2			
	All program completers, 2009-10						1			
<b>SOCIAL STUDIES CONTENT KNOWLEDGE (0081)</b>  Test Company: ETS Score Range: 100-200	All enrolled students who have completed all nonclinical courses, 2011-12						18	18	100%	170
	Other enrolled students, 2011-12	3				153	70	52	74%	161
	All program completers, 2011-12	1				153	59	58	98%	166
	All program completers, 2010-11	3				153	36	36	100%	169
	All program completers, 2009-10	3				153	44	44	100%	171
<b>SPANISH CONTENT KNOWLEDGE (0191)</b>  Test Company: ETS Score Range: 100-200	All enrolled students who have completed all nonclinical courses, 2011-12									
	Other enrolled students, 2011-12						9			
	All program completers, 2011-12						8			
	All program completers, 2010-11						8			
	All program completers, 2009-10						7			
<b>THEATRE (0640)</b>  Test Company: ETS Score Range: 250-990	All enrolled students who have completed all nonclinical courses, 2011-12									
	Other enrolled students, 2011-12						1			
	All program completers, 2011-12									
	All program completers, 2010-11									
	All program completers, 2009-10									

**Single Assessment Institution-Level Pass Rate Data: *Alternative Teacher Preparation Program Within IHE***

		<b>HEOA - Title II 2011 - 2012 Academic Year</b>								
<b>Institution Name</b>		JACKSONVILLE STATE UNIVERSITY								
<b>Institution Code</b>		1736								
<b>State</b>		Alabama								
							February 28, 2013			
							<b>Statewide</b>			
<b>Assessment Information <sup>1</sup></b>	<b>Group</b>	<b>Number Taking Assessment</b>	<b>Number Passing Assessment</b>	<b>Institutional Pass Rate</b>	<b>Institutional Average Scaled Score</b>	<b>Assessment Cut Score <sup>2</sup></b>	<b>Number Taking Assessment</b>	<b>Number Passing Assessment</b>	<b>Statewide Pass Rate</b>	<b>Statewide Average Scaled Score</b>
<b>WORLD AND U.S. HISTORY: CK (0941)</b>  <i>Test Company: ETS</i> <i>Score Range: 100-200</i>	All enrolled students who have completed all nonclinical courses, 2011-12						4			
	Other enrolled students, 2011-12	6				143	37	30	81%	156
	All program completers, 2011-12	1				143	20	20	100%	166
	All program completers, 2010-11	2				143	24	24	100%	160
	All program completers, 2009-10	1				143	24	24	100%	160

<sup>1</sup>Tests with multiple delivery options (computer, paper, etc.) will be noted with the assessment code for the paper format only.

<sup>2</sup>Cut scores may vary for groups depending upon when the cut scores are established by the state and when each group completed their teacher certification or licensure assessment.